

# Yellow Band Foil

## Lesson 13

***<http://www.fencing.calpoly.edu/>***

*Last revised 4/12/00*

Bout Protocol  
The Strip

*All lesson plans Copyright 2000 by David K. Grant.*

*Each pdf may be freely redistributed in its entirety provided that this copyright notice is not removed.*

*It may not be sold for profit or incorporated in commercial documents without the written permission of the copyright holder.*

*This article is provided as is without any express or implied warranty.*

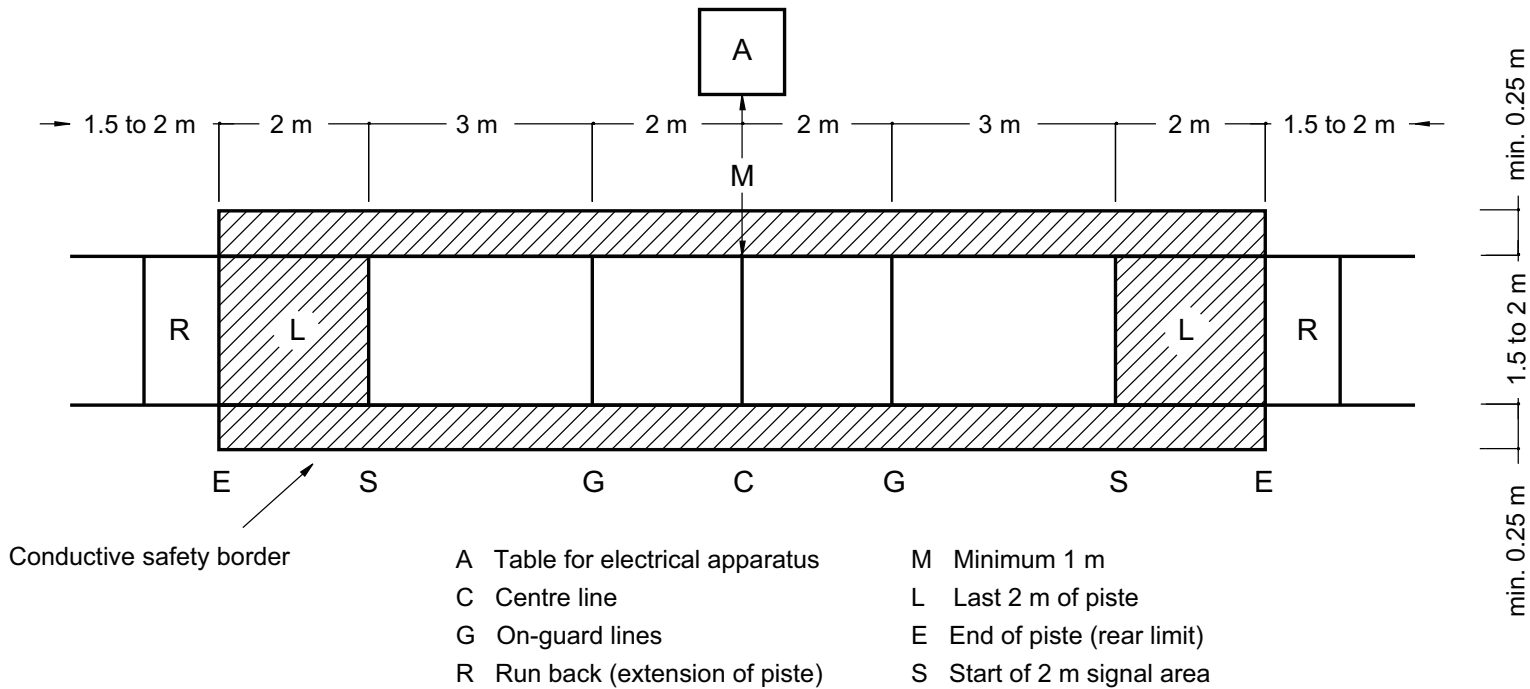
*Nothing in this article represents the views of Cal Poly State University.*

*Instructors and students may print and use the plans provided they follow the same restrictions of copyright noted above.*

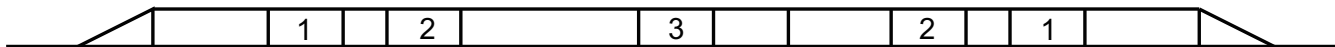
*The Authors maintain the right to revoke the permissions listed above at any time.*

*These lessons should only be used under the training of a qualified instructor, and only by individuals in good physical condition.*

# The fencing strip or piste



For electric foil and épée the conductive surface must cover the whole of the length and breadth of the piste, including its extensions (run back) and its safety borders (cf. Article t.13s, m.57)



1 Lights registering hits    2 Names and nationalities of fencers    3 Clock, score, etc.

**Figure 1. Strip for semi-finals and finals (maximum height 50 cm)**

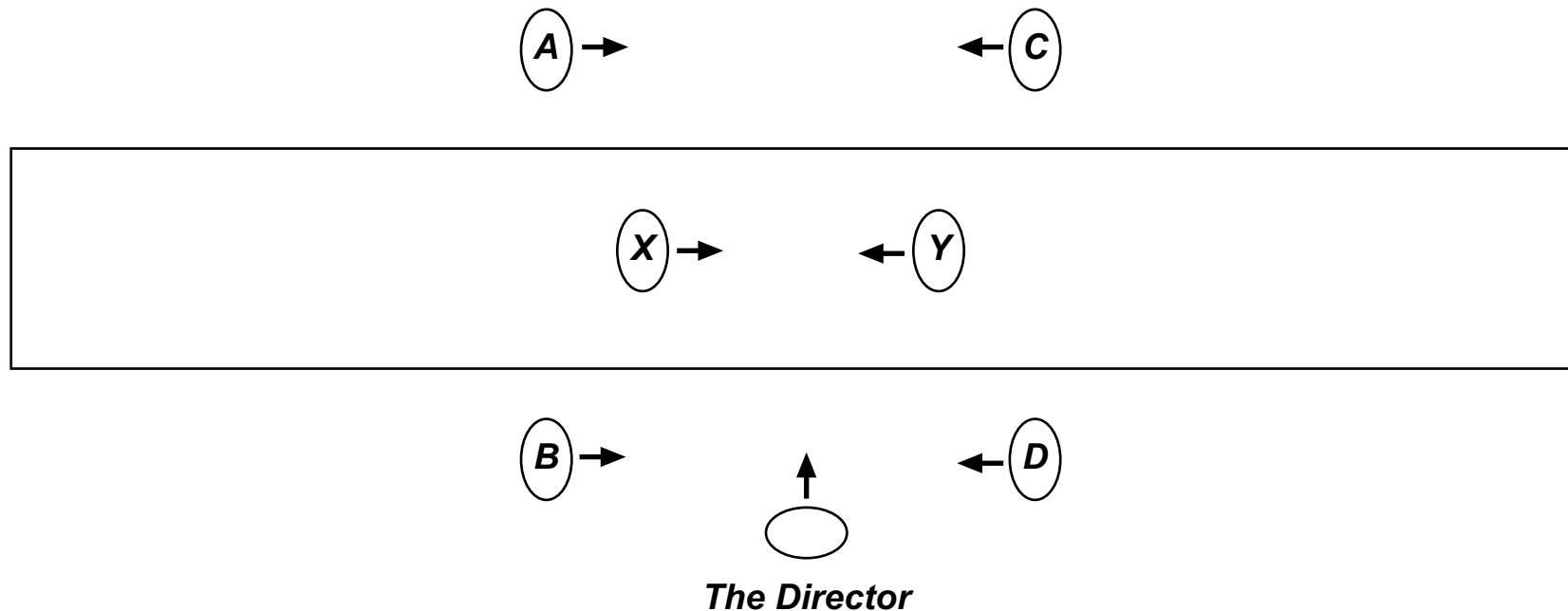
There are two types of bouts, electric and standard (also referred to as dry)

In an electric bout, Only a director is necessary, although two hand judges, a timekeeper and a scorekeeper can help.

In a dry bout, we replace the electronic scoring tools with 4 additional judges. These judges place themselves slightly to the rear of each fencer on either side of the strip. The judge faces the same direction as the fencer they are nearest. The judge watches for touches on the fencer opposite themselves.

In this diagram, the Judges A and B watch to see where touches land on fencer Y, Judges C and D watch where touches land on fencer X.

The first time a fencer achieves more than half of the touches necessary to complete the bout, the fencers switch sides so they will receive equal judging. Should the fencers be opposite handed (one right handed, one left handed), the judges will switch sides instead.



Before the bout begins, each fencer salutes their opponent, their director, any judges present, any audience present, and finally their opponent again.

The director will order the fencers to come “on guard”, ask “fencers ready?” and in absence of a negative response from either order the bout to commence by stating “fence”.

If during the action, the director feels that a touch may have occurred, the director and the director alone will order “halt” If a judge observes a touch they should raise their hand high and upright. The director will then halt the match.

The director alone now describes the complete fencing phrase. The director will then break the action down into steps and poll each of the necessary judges in order.

During the judgement of a validity of touch, each judge gets 1 vote, the director casts 1 and 1/2 votes. The votes must be cast under one of these categories

“Yes”, the touch was on valid target area

“Yes but invalid”, the touch landed on invalid target area (FOIL ONLY)

“No” the touch did not land at all

“Abstain” the voter could not distinguish the validity of the touch.

Any “doubful touch” where both judges vote differently(other than abstain) and the director abstains, or all judges and the director vote abstain shall halt the action.

## The Conduct of Judges

Judges should always pay the utmost respect to the fencers they are judging. Stay focused on the job you are doing.

Do not hold anything (mask, weapon, bags, food, etc) while you are judging, leave these items away from you off the strip

Stay focused giving the fencers you are judging the attention you would expect when you are fencing. Do not joke, talk to you friends, watch other strips etc).

Stay behind your fencer, if they advance, advance with them so you have a clear view of the action. If they retreat, retreat with them staying behind them.

If you see a touch, raise you hand high and immediately. Keep your hand up so the director can see it.